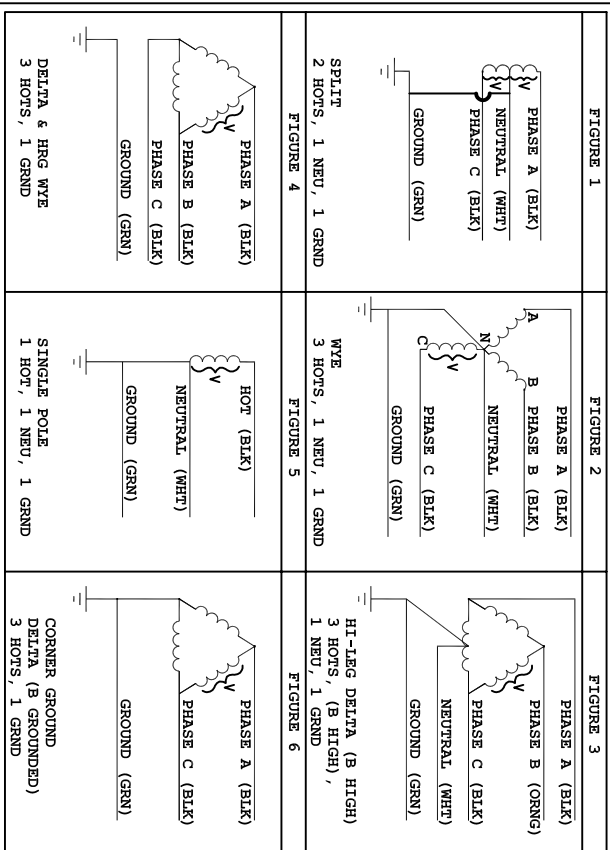
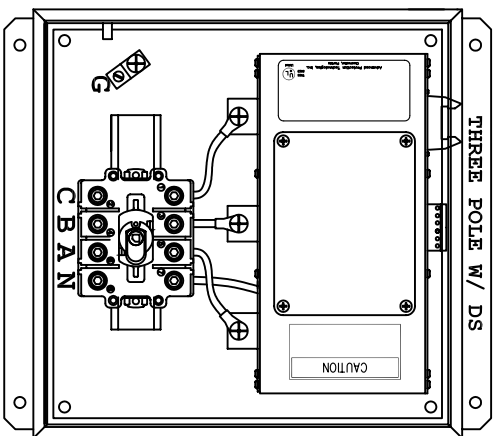
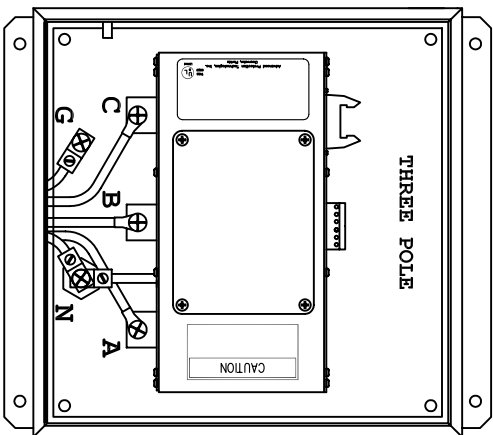
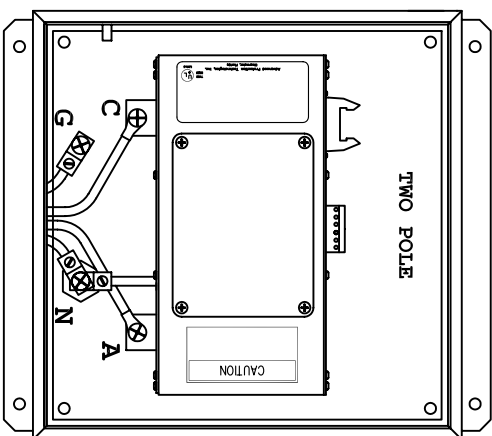
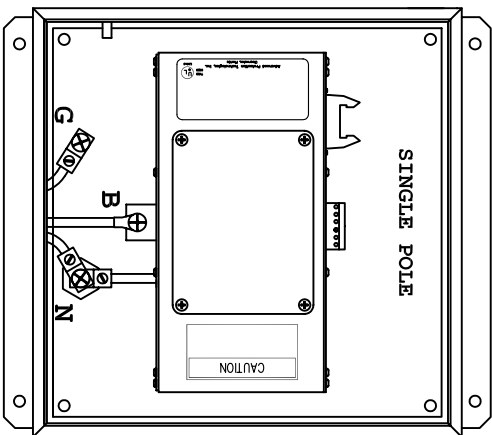


CUSTOMER CONNECTIONS PER FIGURES AT LEFT



MODEL	VOLTAGE CODE	SERVICE VOLTAGE	FIGURE
TE01XAS/XAL	01	240/120V SPLIT, 3W Plus Ground	1
TE15XAS/XAL	15	254/127V SPLIT, 3W Plus Ground	1
TE18XAS/XAL	18	480/240V SPLIT, 3W Plus Ground	1
TE02XAS/XAL	02	208V/120V 3Ø, 4W Plus Ground	2
TE21XAS/XAL	21	220V/127V 3Ø, 4W Plus Ground	2
TE03XAS/XAL	03	240/120V 3Ø, 4W Plus Ground High Leg Delta	3
TE04XAS/XAL	04	480V/277V 3Ø, 4W Plus Ground	2
TE11XAS	41	520V/300V 3Ø, 4W Plus Ground	2
TE42XAS/XAL	42	415V/240V 3Ø, 4W Plus Ground	2
TE43XAS/XAL	43	400V/230V 3Ø, 4W Plus Ground	2
TE44XAS/XAL	44	440V/250V 3Ø, 4W Plus Ground	2
TE05XAS	05	480V 3Ø, 3W Plus Ground	4
TE151XAS	51	480V 3Ø, 3W Plus Ground	4
TE06XAS	06	240V 3Ø, 3W Plus Ground	4
TE61XAS	61	240V 3Ø, 3W Plus Ground Corner Grounded, Delta	6
TE07XAS/XAL	07	380V/220V 3Ø, 4W Plus Ground	2
TE08XAS	08	600V/347V 3Ø, 4W Plus Ground	2
TE09XAS	09	600V 3Ø, 3W Plus Ground	4
TE91XAS	91	600V 3Ø, 3W Plus Ground Corner Grounded, Delta	4
TE11XAS	11	120V Single Phase	5
TE12XAS	12	240V Single Phase	5
TE13XAS	13	127V Single Phase	5
TE14XAS	14	300V Single Phase	5
TE16XAS	16	277V Single Phase	5
TE17XAS	17	480V Single Phase	5



ELECTRONIC COPY IS UNCONTROLLED WHEN PRINTED. ALWAYS VERIFY LATEST REVISION IN USE.

REV	BY	REASON	DATE	APPROVED
A		Figure 1 Update	1-28-10	MKS

MATERIAL: _____ FINISH: _____ SPECIFICATION: _____

PRODUCT: XA SERIES
 XA SERIES ELECTRICAL
 XAS/XAL

DESIGNED BY: H. DRUCKERS
 DATE: 6/17/06
 APPROVED BY: _____ DATE: 6/17/06

43D-TEXA-E
 SHEET 1 of 1